

Farmers
Development
Organization
(FDO)

www.fdopk.org



Financial Statements
For the Year Ended June 30, 2015

Auditor's Report



GENEVA GROUP INTERNATIONAL



MUDASSAR EHTISHAM & CO.
CHARTERED ACCOUNTANTS

AUDITOR'S REPORT

We have audited the accompanying Balance Sheet of "FARMERS DEVELOPMENT ORGANIZATION (FDO)" as at June 30, 2015 and the related income and expenditure account and cash flow statement together with notes forming part thereof for the year then ended. The preparation of the financial statements is the responsibility of the organization's management. Our responsibility is to express an opinion on these financial statements based on our audit.

We conducted our audit in accordance with International Standards on Auditing. These standards require that we plan and perform the audit to obtain reasonable assurance about whether the financial statements are free of material misstatements. An audit includes examining, on a test basis, evidence supporting the amounts and principles used and significant estimates made by the management, as well as evaluating the overall financial statement presentation. We believe that our audit provides a reasonable basis for our opinion.

In our opinion the financial statements give a true and fair view of the state of the financial position of organization as at June 30, 2015 and of its operations for the year then ended, and are in accordance with the International Accounting Standards as applicable in Pakistan.

MULTAN
24-08-2015


MUDASSAR EHTISHAM & CO.
CHARTERED ACCOUNTANTS

Head Office:
15-Bird Wood Road,
Lahore.
Tel: (042) 37500503-4
Fax: (042) 37500505
E-mail: yasir@mecoca.com

Islamabad Office:
Room No. 2, 2nd Floor,
Pacific Centre, F-8 Markaz, Islamabad.
Tel: 051-2263636
Fax: 051-2853536
E-mail: yasir@mecoca.com

Multan Office: 5
Room No. 29, 1st Floor, Hajveri
Arcade, Kutcheri Road, Multan.
Ph: (061) 4500967, 4780067
Fax: (061) 4500968
E-mail: waqas@mecoca.com


***Financial Statements for the
Year Ended June 30, 2015***

FARMERS DEVELOPMENT ORGANIZATION (FDO)
BALANCE SHEET
AS AT JUNE 30, 2015

	<u>Note</u>	<u>2015</u> <u>Rupees</u>	<u>2014</u> <u>Rupees</u>
<u>FUNDS AND LIABILITIES</u>			
<u>FUNDS</u>			
Balance as at July 01	4	7,164,350	3,798,601
Surplus for the year		<u>14,249,455</u>	<u>3,621,843</u>
		21,413,805	7,420,444
Capital donation	5	9,861,669	4,861,669
Payable to donor	6	30,000,000	-
<u>CURRENT LIABILITIES</u>			
Short term loan	7	3,000	-
Account payables	8	1,315,688	519,938
Bank overdraft	9	289,119	-
		<u>1,607,807</u>	<u>519,938</u>
		<u>62,883,281</u>	<u>12,802,051</u>
<u>ASSETS</u>			
<u>TANGIBLE NON CURRENT ASSETS</u>			
Operating fixed assets	10	11,730,796	9,653,769
Long term deposits	11	260,000	-
<u>CURRENT ASSETS</u>			
Advances, deposits and prepayments	12	2,236,766	359,237
Receivables	13	24,870,853	-
Cash and bank balances	14	23,784,866	2,789,045
		<u>50,892,485</u>	<u>3,148,282</u>
		<u>62,883,281</u>	<u>12,802,051</u>

The annexed notes form an integral part of these financial statements.


FINANCE MANAGER


EXECUTIVE DIRECTOR



CHAIRMAN

**FARMERS DEVELOPMENT ORGANIZATION (FDO)
INCOME AND EXPENDITURE ACCOUNT
FOR THE YEAR ENDED JUNE 30, 2015**

	<u>Note</u>	<u>2015 Rupees</u>	<u>2014 Rupees</u>
Revenue	15	120,978,303	142,225,942
Programme cost:			
Peace and Democratic Rights	16	7,480,293	2,814,033
Livelihood Enhancement for Disadvantaged and Vulnerable	17	11,385,675	75,005,868
Improved Governance of Social Services	18	52,578,520	6,485,174
Disaster/Emergency Response	19	2,422,320	20,658,257
Personnel cost	20	12,692,056	10,545,686
Operational cost	21	20,598,512	23,352,437
		<u>107,157,376</u>	<u>138,861,455</u>
Operating surplus		13,820,927	3,364,487
Other income	22	1,489,769	516,984
Surplus before financial charges		<u>15,310,696</u>	<u>3,881,471</u>
Financial charges	23	245,409	259,628
Surplus before taxation		<u>15,065,287</u>	<u>3,621,843</u>
Taxation	24	815,832	-
Surplus for the year		<u>14,249,455</u>	<u>3,621,843</u>

The annexed notes form an integral part of these financial statements.


FINANCE MANAGER


EXECUTIVE DIRECTOR


CHAIRMAN

FARMERS DEVELOPMENT ORGANIZATION (FDO)
CASH FLOW STATEMENT
FOR THE YEAR ENDED JUNE 30, 2015

	<u>2015</u> <u>Rupees</u>	<u>2014</u> <u>Rupees</u>
CASH FLOW FROM OPERATING ACTIVITIES		
Surplus for the year	14,249,455	3,621,843
Depreciation	983,053	264,345
	<u>15,232,508</u>	<u>3,886,188</u>
Changes in working capital		
(Increase)/decrease in current assets		
Advances, deposits and prepayments	(2,017,529)	7,850,469
Receivables	(24,870,853)	-
Increase/(decrease) in current liabilities		
Short term loan	3,000	-
Account payables	811,083	(12,485,971)
Bank overdraft	289,119	-
	<u>(25,785,180)</u>	<u>(4,635,502)</u>
Net cash generated from/(used in) operating activities	<u>(10,552,672)</u>	<u>(749,314)</u>
CASH FLOW FROM INVESTING ACTIVITIES		
Operating fixed assets	(2,580,000)	-
Purchase of fixed assets	(480,080)	-
Long term deposits	(260,000)	-
Net cash generated from/(used in) investing activities	<u>(3,320,080)</u>	<u>-</u>
CASH FLOW FROM FINANCING ACTIVITIES		
Payable to donor	30,000,000	-
Capital donation	5,000,000	-
Net cash generated from/(used in) financing activities	<u>35,000,000</u>	<u>-</u>
Net increase/(decrease) in cash and cash equivalent	<u>21,127,248</u>	<u>(749,314)</u>
Cash and cash equivalent at the beginning of year	2,789,045	3,538,359
Cash and cash equivalent related to projects closed	(131,427)	-
Cash and cash equivalent at the end of year	<u><u>23,784,866</u></u>	<u><u>2,789,045</u></u>

The annexed notes form an integral part of these financial statements.


FINANCE MANAGER


EXECUTIVE DIRECTOR


CHAIRMAN

**FARMERS DEVELOPMENT ORGANIZATION (FDO)
NOTES TO THE FINANCIAL STATEMENTS
FOR THE YEAR ENDED JUNE 30, 2015**

1- GENERAL INFORMATION

- 1.1-** Farmers Development Organisation was incorporated on 1998 as a non-profit organisation under the Voluntary Social Welfare Agencies (Registration & Control Ordinance Ordinance 1961). It is engaged in the working for the economic and social development of poor communities through providing services in education, basic health and community physical infrastructure.
- 1.2-** The financial statements are presented in Pak Rupee, which is the organisation's functional and presentation currency.

2- STATEMENT OF COMPLIANCE

These financial statements have been prepared in accordance with approved accounting standards as applicable for Non Government/Profit organizations in Pakistan. Such approved accounting standards comprise of set of International Financial Reporting Standards (IFRS) issued by International Accounting Standard Board (IASB) and ammended by Institue of Chartered Accountants Pakistan (ICAP) through guidelines issued in October 2009, to suit the operations and transactions of Non Governmnet/Profit Organizations.

3- SIGNIFICANT ACCOUNTING POLICIES

3.1- Accounting convention

These financial statements have been prepared under the historical cost convention modified by financial instruments at fair value.

3.2- Grants / Donations

Grants/donations are recognized when it can be reasonably ensured that organization shall certainty comply with all conditions attaching to such grants/donations. Donors grants relating to operating fixed assets are treated as deferred income and released to income and expenditure account over the expected useful lives of the assets concerned.

3.3- Revenue recognition

- Funds provided by donors to subsidize operating and administrative expenses are recognized as grant income as per term of agreement with donors.

- Funds utilized for acquiring fixed assets are taken to deferred grant and amortized over the useful life of the assets.
- Grants related to capacity building are taken to deferred grant and amortized as actual expenses incurred on account of capacity building.

3.4- Restricted funds

The restricted fund comprises the accumulated surplus and deficit of donations and grants for which the donor has specified an intention to support a particular aspect of activities together with income accruing directly to those restricted funds. Surpluses are held until they are fully expended or returned at the end of the respective grant period.

3.5- Unrestricted funds

The unrestricted fund comprises the accumulated surplus and deficit of united funds/ donation and grants which are used by organization for its various project activities, according to its other programs and plans.

3.6- Operating fixed assets

Owned

- Operating fixed assets are stated at cost less accumulated depreciation and accumulated impairment losses, if any. Depreciation is charged to income applying reducing balance method to write-off the cost over the estimated remaining useful life of assets. The useful life and depreciation method are reviewed periodically to ensure that the method and period of depreciation are consistent with the expected pattern of economic benefits from items of operating fixed assets. Rates of depreciation are stated in respective note. In respect of additions and disposals during the year, depreciation is charged from the month of acquisition and upto the month preceding the disposal respectively.
- Gain/loss on disposal of operating fixed assets is taken to income and expenditure account. Normal repairs and maintenance are taken to income and expenditure account as and when incurred. Major improvements and modifications are capitalized and the assets replaced, if any, other than those kept as stand-by, are retired.

- All capital expenditure shall be capitalized provided that the useful life of the assets is more than one year. However, assets whose useful life is estimated to be more than a year but the price does not exceed Rs. 2,000/- would be charged to revenue expense. Major renewals and improvements are capitalized where normal repair and maintenance costs are charged to income as and when incurred. Gain or loss, if any, on disposal of assets is included current year's income.
- The management assesses at each balance sheet date whether there is any indication that an asset is impaired. If any such indication exists, the management estimates the recoverable amount of the assets. If the recoverable amount of the asset is less than its carrying amount, the carrying amount of the asset is reduced to its recoverable amount by charging the impairment loss against income for the period / year.
- Donated assets
Donated assets are stated at fair value of the asset at the time of acquisition.

3.7- Cash and cash equivalents

For the purpose of cash flow statement, cash and cash equivalents consisted cash in hand, balances with banks.

3.8- Allocation of common cost

Common cost are cost used by more than one activity and cannot be allocated to single project activity. Common costs are allocated to the activities on a basis consistent, to the extent possible, with the actual use of the resources by the activities from relevant project/ programs budgets.

**FARMERS DEVELOPMENT ORGANIZATION (FDO)
NOTES TO THE FINANCIAL STATEMENTS
FOR THE YEAR ENDED JUNE 30, 2015**

	Note	2015 Rupees	2014 Rupees
4- FUNDS			
Balance as at June 30		7,420,444	3,798,601
Projects closed		(256,094)	-
Balance as at July 01		<u>7,164,350</u>	<u>3,798,601</u>
5- CAPITAL DONATION			
Capital donation received from partners related to operating fixed assets: Balance as at July 01		4,861,669	8,734,252
Additions during the year		<u>5,000,000</u>	<u>-</u>
		9,861,669	8,734,252
Amortization for the year		-	(3,872,583)
Closing balance		<u>9,861,669</u>	<u>4,861,669</u>
6- PAYABLE TO DONOR			
Payable to PPAF	6.1	<u>30,000,000</u>	<u>-</u>
6.1- PAYABLE TO PPAF			
PM's interest free loan		<u>30,000,000</u>	<u>-</u>
7- SHORT TERM LOAN			
From PPAF for (LEP-RESEARCH)		<u>3,000</u>	<u>-</u>
8- ACCOUNT PAYABLES			
Staff salaries payable	8.1	181,134	-
Tax payable - deducted at source	8.2	-	13,376
Employees against activity expenses	8.3	-	28,566
Supplier	8.4	-	3,600
EOBI	8.5	-	1,600
NRSP	8.6	-	33,544
Farmers Development Organization (FDO)	8.7	1,134,554	189,252
Mudassar Ehtisham & Co.	8.9	-	250,000
		<u>1,315,688</u>	<u>519,938</u>
8.1- STAFF SALARIES PAYABLE			
Livelihood Enhancement and Protection Component (LEP-RESEARCH)		<u>181,134</u>	<u>-</u>
8.2- TAX PAYABLE - DEDUCTED AT SOURCE			
Livelihood Enhancement and Protection Unit (LEP-IMV)		-	3,400
Livelihood Enhancement and Protection Component (LEP-RESEARCH)		-	6,327
Disaster Risk Reduction for Vulnerable Communities, Women, Children		-	958
Reserve fund		-	2,691
		-	<u>13,376</u>
8.3- EMPLOYEES AGAINST ACTIVITY EXPENSES			
Livelihood Enhancement and Protection Unit (LEP-IMV)		-	2,410
Livelihood Enhancement and Protection Component (LEP-RESEARCH)		-	24,377
Disaster Risk Reduction for Vulnerable Communities, Women, Children		-	1,779
		-	<u>28,566</u>

	<u>Note</u>	<u>2015</u> <u>Rupees</u>	<u>2014</u> <u>Rupees</u>
8.4- SUPPLIER			
Institutional Development	8.4.1	-	3,600
		-	3,600
8.4.1- Institutional Development		-	3,600
8.5- EOB			
Livelihood Enhancement and Protection Unit (LEP-IMV)		-	560
Disaster Risk Reduction for Vulnerable Communities, Women, Children		-	1,040
		-	1,600
8.6- NRSP			
Livelihood Enhancement and Protection Unit (LEP-IMV)		-	33,544
8.7- FARMERS DEVELOPMENT ORGANIZATION (FDO)			
Education, Health and Nutrition		-	13,333
Livelihood Enhancement and Protection Unit (LEP-IMV)		-	3,919
Initiative on Restoration of Livelihood for Vulnerable Women (ROZGAR)		-	2,000
Reserve fund		967,324	170,000
Skills For Market		36,730	-
Prevention Of Early Marriage		100,500	-
Establishment of Four Peace Acadmies for Youth		30,000	-
		1,134,554	189,252
8.8- MUDASSAR EHTISHAM & CO.			
Reserve fund		-	250,000
9- BANK OVERDRAFT			
Livelihood Enhancement and Protection Component (LEP-RESEARCH)		117,950	-
Reserve fund		7,965	-
Prevention of early marriage		163,204	-
		289,119	-

10- OPERATING FIXED ASSETS

Reserve fund

Access to justice

	Note	2015 Rupees	2014 Rupees
10.1		11,338,538	9,653,769
10.2		392,258	-
		<u>11,730,796</u>	<u>9,653,769</u>

10.1- RESERVE FUND

Particulars	Cost		Depreciation			Book value as at June 30, 2015
	As at July 01, 2014	Addition/ (Deletion)	As at June 30, 2015	As at July 01, 2014	Rate %	As at June 30, 2015
Land-Donated	-	5,000,000	5,000,000	-	-	5,000,000
Land	2,400,000	(2,400,000)	-	-	-	-
Building	1,299,306		1,299,306	643,328	10	65,598
Vehicles	6,284,697	(20,000)	6,264,697	1,852,192	10	441,251
Office equipment	599,849		599,849	305,269	15	44,187
Furniture and fixtures	564,217		564,217	275,387	15	43,325
Computer and accessories	2,064,572		2,064,572	1,214,919	20	169,931
Photocopier machines	618,000		618,000	390,181	20	45,564
Electric generator	542,460		542,460	232,351	15	46,516
Cameras	464,832		464,832	270,537	20	38,859
Rupees 2015	14,837,933	2,580,000	17,417,933	5,184,164		895,231
Rupees 2014	14,837,933	-	14,837,933	4,143,154		1,041,010
						6,079,395
						5,184,164
						11,338,538
						9,653,769

10.2- ACCESS TO JUSTICE

Particulars	Cost		Depreciation			Book value as at June 30, 2015
	As at July 01, 2014	Addition/ (Deletion)	As at June 30, 2015	As at July 01, 2014	Rate %	As at June 30, 2015
Office equipment	-	81,495	81,495	-	15	12,224
Furniture and fixtures	-	19,785	19,785	-	15	2,968
Computer and accessories	-	316,200	316,200	-	20	63,240
UPS	-	62,600	62,600	-	15	9,390
Rupees 2015	-	480,080	480,080	-		87,822
Rupees 2014	-	-	-	-		-
						392,258

FARMERS DEVELOPMENT ORGANIZATION (FDO)
NOTES TO THE FINANCIAL STATEMENTS
FOR THE YEAR ENDED JUNE 30, 2015

	Note	2015 Rupees	2014 Rupees
11- LONG TERM DEPOSITS			
Reserve fund	11.1	260,000	-
11.1- RESERVE FUND			
Security to karwan filling station		70,000	-
Security to star departmental store		20,000	-
Security to model town filling station		150,000	-
Security for office rent		20,000	-
		<u>260,000</u>	<u>-</u>
12- ADVANCES, DEPOSITS AND PREPAYMENTS			
Farmers Development Organization (FDO)	12.1	1,180,599	189,252
Advance against expenses	12.2	226,167	72,540
Advances to employees	12.3	-	97,445
Advances to PMIFL-2:	12.4	825,000	-
Office Security	12.5	5,000	-
		<u>2,236,766</u>	<u>359,237</u>
12.1- FARMERS DEVELOPMENT ORGANIZATION (FDO)			
PM's interest free loan		967,324	-
Education, Health and Nutrition		-	140,000
Disaster Risk Reduction for Vulnerable Communities, Women, Children		-	30,000
Establishment of Four Peace Acadmies for Youth		30,000	-
Reserve fund	12.1.1	183,275	19,252
		<u>1,180,599</u>	<u>189,252</u>
12.1.1- RESERVE FUND			
Education, Health and Nutrition		-	13,333
Livelihood Enhancement and Protection Unit (LEP-IMV)		-	3,919
Initiative on Restoration of Livelihood for Vulnerable Women (ROZGAR)		-	2,000
Skills for market		36,730	-
Prevention of early marriage		100,500	-
PMIFL2		46,045	-
		<u>183,275</u>	<u>19,252</u>
12.2- ADVANCE AGAINST EXPENSES			
Livelihood Enhancement and Protection Component (LEP-RESEARCH):			
Mr. Sohail Anjum		-	11,040
Mr. Liaqat Ali		46,500	46,500
Disaster Risk Reduction for Vulnerable Communities, Women, Children:			
Mr. Sarfraz		-	15,000
Ilm Ka Vote:			
Mr. Hammad		-	-
Mr. Nasir		-	-
Livelihood Enhancement and Protection Component (LEP-58):			
Mr. Tariq Shafiq		88,000	-
Institutional Development:			
Mr. Raheel		26,570	-
Prevention Early Marriage			
A. Ghafoor		907	-
Voices Of Minorities In Motherland			
Nasir Ullah Karim		22,000	-
Reserve fund			
Nasir Ullah Karim		42,190	-
		<u>226,167</u>	<u>72,540</u>

	Note	2015 Rupees	2014 Rupees
12.3- ADVANCES TO EMPLOYEES			
<i>Livelihood Enhancement and Protection Unit (LEP-IMV):</i>			
Mr. Waqas		-	31,145
Mr. Asif		-	15,000
Ms. Noor		-	40,000
<i>Livelihood Enhancement and Protection Component (LEP-RESEARCH):</i>			
Mr. A. Haye		-	11,300
<i>Ilm Ka Vote:</i>			
Mr. Akhtar Jahania		-	-
Mr. Faisal Ammar		-	-
Mr. Niaz Ahmad		-	-
<i>Rozgar:</i>			
Mr. Sohail Anjum		-	-
Mr. Nasir Ul Karim		-	-
Mr. Majid Sattar		-	-
		-	97,445
12.4- ADVANCES TO PMIFL-2:			
<i>PM's interest free loan</i>		825,000	-
12.5- OFFICE SECURITY			
<i>Skill For Market</i>		5,000	-
13- RECEIVABLES			
PM's interest free loan	13.1	24,865,203	-
The Asia Foundation	13.2	5,650	-
		24,870,853	-
13.1- PM'S INTEREST FREE LOAN			
<i>Receivables</i>		25,465,203	-
Less-provision for bad debts		(600,000)	-
		24,865,203	-
13.2- THE ASIA FOUNDATION			
<i>Access to Justice For Vulnerable Population in pakistan</i>		5,650	-
14- CASH AND BANK BALANCES			
Cash in hand	14.1	46,819	19,660
Cash at bank	14.2	23,738,047	2,769,385
		23,784,866	2,789,045
14.1- CASH IN HAND			
Livelihood Enhancement and Protection Unit (LEP-IMV)		-	8,343
Human Institutional Development		1,615	-
Livelihood Employment & Enterprise Development (LEED-62)		7,676	-
Institutional Development		6,440	1,253
Livelihood Enhancement and Protection Component (LEP-RESEARCH)		1,160	7,280
Livelihood Enhancement and Protection Component (LEP-58)		1,531	-
PM's interest free loan		1,829	-
Disaster Risk Reduction for Vulnerable Communities, Women, Children		-	2,751
Reserve fund		9,300	33
Prevention of Early Marriage		1,172	-
Voices Of Minorities In Motherland		6,755	-
Access to Justice For Vulnerable Population in pakistan		8,718	-
Establishmnt Of Four Peace Academies For Youth		623	-
		46,819	19,660

	Note	2015 Rupees	2014 Rupees
14.2- CASH AT BANK			
Education, Health and Nutrition		-	1,863
Livelihood Enhancement and Protection Unit (LEP-IMV)		-	746,772
Institutional Development		7,368,777	487,083
Livelihood Enhancement and Protection Component (LEP-RESEARCH)		-	1,100,134
Livelihood Enhancement and Protection Component (LEP-CORE)		-	63,064
Disaster Awareness and Mitigation Support (DAMS)		-	10,250
Disaster Risk Reduction for Vulnerable Communities, Women, Children		2,862	303,969
Ilm Ka Vote		-	56,250
Human Institutional Development		5,746	-
Livelihood Employment & Enterprise Development (LEED- 62)		9,621,268	-
Livelihood Enhancement and Protection Component (LEP-58)		14,422	-
PM's interest free loan		3,272,469	-
Skills For Market		1,871,125	-
Voices Of Minorities In Motherland		1,209,290	-
Access to Justice For Vulnerable Population in pakistan		365,599	-
Establishmnt Of Four Peace Academies For Youth		6,489	-
		<u>23,738,047</u>	<u>2,769,385</u>
15- REVENUE			
Grant from:			
Pakistan Poverty Alleviation Fund (PPAF)	15.1	61,088,631	108,545,439
The United Nations Children's Fund (UNICEF)	15.2	-	3,966,618
International Catholic Migration Commission (ICMC)	15.3	3,687,888	7,140,300
DAI Europe	15.4	6,798,598	4,198,005
Deutsche Welthungerhilfe (WHH)	15.5	-	960,920
Reserve fund	15.6	12,096,688	17,414,660
Punjab Skills Development Fund (PSDF)	15.7	31,005,230	-
South Asia Partnership Pakistan(SAPP)	15.8	500,547	-
The Asia Foundation(TAF)	15.9	2,378,921	-
Umeed Jawan	15.10	3,421,800	-
		<u>120,978,303</u>	<u>142,225,942</u>
15.1- PAKISTAN POVERTY ALLEVIATION FUND (PPAF)			
Flood Relief and Early Recovery		-	20,295,277
Education, Health and Nutrition		-	1,031,435
Livelihood Enhancement and Protection Unit (LEP-IMV)		633,390	2,897,100
Institutional Development		7,730,000	3,280,000
Livelihood Enhancement and Protection Component (LEP-RESEARCH)		4,389,659	69,798,060
Livelihood Enhancement and Protection Component (LEP-CORE)		-	11,243,567
Human Institutional Development		3,060,582	-
Livelihood Employment & Enterprise Development (LEED-62)		9,860,000	-
Livelihood Enhancement and Protection Component (LEP-58)		2,415,000	-
PM's interest free loan		33,000,000	-
		<u>61,088,631</u>	<u>108,545,439</u>
15.2- THE UNITED NATIONS CHILDREN'S FUND (UNICEF)			
Disaster Awareness and Mitigation Support (DAMS)		-	3,966,618
15.3- INTERNATIONAL CATHOLIC MIGRATION COMMISSION (ICMC)			
Disaster Risk Reduction for Vulnerable Communities, Women, Children		<u>3,687,888</u>	<u>7,140,300</u>

	Note	2015 Rupees	2014 Rupees
15.4- DAI EUROPE			
Voices Of Minorities In Motherland		6,798,598	4,198,005
15.5- DEUTSCHE WELTHUNGERHILFE (WHH)			
Initiative on Restoration of Livelihood for Vulnerable Women (Rozgar)		-	2,003,492
Grant returned to Deutsche Welthungerhilfe (WHH)		-	(1,042,572)
		-	960,920
15.6- RESERVE FUND			
Individual donor		-	4,622,769
Contribution from Executive member		-	567,747
SAP Pk Contribuiton		-	38,936
UNOPS		-	10,656,175
Donor contribution		5,376,125	-
Donation		3,867,451	-
HR Deductions		16,001	-
Other Income		2,837,111	1,529,033
		12,096,688	17,414,660
15.7- PUNJAB SKILLS DEVELOPMENT FUND (PSDF)			
Skills For Market		31,005,230	-
15.8- SOUTH ASIA PARTNERSHIP PAKISTAN(SAPP)			
Prevention of Early Marriage		500,547	-
15.9- THE ASIA FOUNDATION(TAF)			
Access to Justice For Vulnerable Population in pakistan		2,370,921	-
15.1- UMEED JAWAN			
Establishmnt Of Four Peace Academies For Youth		3,421,800	-
16- PEACE AND DEMOCRATIC RIGHTS			
Enterprise Development	16.1	1,755,778	-
Seminars, trainings, sessions and meetings	16.2	5,724,515	2,814,033
		7,480,293	2,814,033
16.1- ENTERPRISE DEVELOPMENT			
Establishmnt Of Four Peace Academies For Youth	16.1.1	1,755,778	-
16.1. ESTABLISHMNT OF FOUR PEACE ACADEMIES FOR YOUTH			
LED TV		340,000	-
Laptop		233,600	-
Furniture		80,160	-
Vehicle		168,018	-
Participants bags, writing pads and gifts		166,000	-
Shirts and caps with peace slogans		768,000	-
		1,755,778	-
16.2- SEMINARS, TRAININGS, SESSIONS AND MEETINGS			
Human Institutional Development	16.2.1	3,544,461	2,814,033
Institutional Development	16.2.2	58,550	-
Prevention of Early Marriage	16.2.3	760,383	-
Access to Justice For Vulnerable Population in pakistan	16.2.4	152,000	-
Establishmnt Of Four Peace Academies For Youth	16.2.5	1,209,121	-
		5,724,515	2,814,033

	Note	2015 Rupees	2014 Rupees
16.2. HUMAN INSTITUTIONAL DEVELOPMENT			
Development (Village Development Plans)		546,869	569,857
Capacity building of activities on basic and constitutional rights		50,706	368,877
Issue base training workshops		242,936	176,266
Project proposal writing training		126,125	174,690
Linkages development and resource mobilization trainings		-	298,102
Development of union council level plans		734,990	-
Stakeholder workshop for I		681,120	-
Community resource persons / change makers training		160,982	-
Seminar on PPAF and POPa		411,483	-
Attachment with organization		415,000	-
Disaster response management training		-	304,512
Training of trainers on village development plan staff		-	199,590
Training of trainers on Project proposal writing training staff		-	199,389
Documentary		174,250	522,750
		<u>3,544,461</u>	<u>2,814,033</u>
16.2.2- INSTITUTIONAL DEVELOPMENT			
Compaigns /awareness		25,000	-
CO meetings		23,550	-
Elections in VOs & LSOs		6,000	-
Reviews /modification /development of VDP & UCDD		4,000	-
		<u>58,550</u>	<u>-</u>
16.2.3- PREVENTION OF EARLY MARRIAGE			
Formation of task force		10,470	-
Sensitization sessions with communiy & religious		72,270	-
Capacity building sessions with registrars & Nikah Khawans		90,000	-
Capacity building sessions with police officers		120,280	-
Sensitization sessions with Lawyers		47,460	-
Sensitizations sessionswith teachers		48,247	-
Carryout two theater campaigns		157,326	-
Identify & train two theater groups		81,330	-
Capacity Building sessions for healthcare providers on youth		133,000	-
		<u>760,383</u>	<u>-</u>
16.2. ACCESS TO JUSTICE FOR VULNERABLE POPULATION IN PAKISTAN			
Legal Aid 40 Cases		152,000	-
16.2. ESTABLISHMNT OF FOUR PEACE ACADEMIES FOR YOUTH			
Project introduction meeting		19,940	-
3 days training of trainers		278,678	-
Refreshment of course participants		122,000	-
IEC material		34,884	-
Logistics and refreshment of peace makers forums		673,619	-
Printing of manuals /hand books brochures		80,000	-
		<u>1,209,121</u>	<u>-</u>
17- LIVELIHOOD ENHANCEMENT FOR DISADVANTAGED AND VULNERABLE			
Enterprise development	17.1	7,539,100	52,844,661
Seminars, trainings, sessions and meetings	17.2	3,846,575	22,161,207
		<u>11,385,675</u>	<u>75,005,868</u>
17.1- ENTERPRISE DEVELOPMENT			
Livelihood Enhancement and Protection Component (LEP-RESEARCH)	17.1.1	-	47,616,000
Livelihood Enhancement and Protection Component (LEP-CORE)	16.1.2	-	4,385,363
Initiative on Restoration of Livelihood for Vulnerable Women (ROZGAR)	16.1.3	-	843,298
Reserve fund	16.1.4	7,539,100	-
		<u>7,539,100</u>	<u>52,844,661</u>

	Note	2015 Rupees	2014 Rupees
17.1.1- LIVELIHOOD ENHANCEMENT AND PROTECTION COMPONENT (LEP-RESEARCH)			
Productive asset transfer		-	47,616,000
17.1.2- LIVELIHOOD ENHANCEMENT AND PROTECTION COMPONENT (LEP-CORE)			
Productive asset transfer		-	4,305,363
17.1.3- INITIATIVE ON RESTORATION OF LIVELIHOOD FOR VULNERABLE WOMEN (ROZGAR)			
Livestock		-	347,804
Materials for retail shops		-	302,263
Materials for hawkers trader (Mobile business)		-	42,295
Materials for tailoring and lady shop		-	44,130
Documentary of project		-	50,000
Printing material		-	49,736
Freight charges		-	7,070
		-	843,298
17.1.4- RESERVE FUND			
Fertilizers		2,569,750	-
Surgical equipments		4,969,350	-
		7,539,100	-
17.2- SEMINARS, TRAININGS, SESSIONS AND MEETINGS			
Livelihood Enhancement and Protection Unit (LEP-IMV)	17.2.1	1,021,878	1,515,312
Livelihood Enhancement and Protection Component (LEP-RESEARCH)	17.2.2	982,859	13,905,386
Livelihood Enhancement and Protection Component (LEP-CORE)	17.2.3	-	6,740,509
Livelihood Enhancement and Protection Component (LEP-58)	17.2.4	1,841,838	-
		3,846,575	22,161,207
17.2.1- LIVELIHOOD ENHANCEMENT AND PROTECTION UNIT (LEP-IMV)			
Beneficiary trainings		906,378	501,112
CIG linkages		-	44,200
CLF trainings		-	800,000
Staff trainings		115,500	170,000
		1,021,878	1,515,312
17.2.2- LIVELIHOOD ENHANCEMENT AND PROTECTION COMPONENT (LEP-RESEARCH)			
Technical Trainings (Livelihood)		-	13,288,487
Staff trainings		564,680	616,899
Beneficiary Trainings		55,473	-
Tracking survey		362,706	-
		982,859	13,905,386
17.2.3- LIVELIHOOD ENHANCEMENT AND PROTECTION COMPONENT (LEP-CORE)			
Beneficiary trainings		-	5,907,814
Linkages development and resource mobilization trainings		-	832,695
		-	6,740,509
17.2.4- LIVELIHOOD ENHANCEMENT AND PROTECTION COMPONENT (LEP-58)			
Beneficiary trainings		863,448	-
Staff trainings		55,464	-
Marketing and linkage building		6,160	-
Exposure visit		122,828	-
Branding & exhibitions		687,938	-
Seep development plan		6,000	-
Documentation		100,000	-
		1,841,838	-

	Note	2015 Rupees	2014 Rupees
18- IMPROVED GOVERNANCE OF SOCIAL SERVICES			
Enterprise development	18.1	-	701,750
Seminars, trainings, sessions and meetings	18.2	52,578,520	5,783,424
		<u>52,578,520</u>	<u>6,485,174</u>
18.1- ENTERPRISE DEVELOPMENT			
Education, Health and Nutrition	18.1.1	-	683,750
Disaster Awareness and Mitigation Support (DAMS)	18.1.2	-	18,000
			<u>701,750</u>
18.1.1- EDUCATION, HEALTH AND NUTRITION			
Salaries of teachers		-	683,750
			<u>683,750</u>
18.1.2- DISASTER AWARENESS AND MITIGATION SUPPORT (DAMS)			
Booklets on DRR		-	18,000
			<u>18,000</u>
18.2- SEMINARS, TRAININGS, SESSIONS AND MEETINGS			
Education, Health and Nutrition	18.2.1	-	218,318
Disaster Awareness and Mitigation Support (DAMS)	18.2.2	-	1,061,843
Ilm Ka Vote	18.2.3	-	4,503,263
PM's interest free loan	18.2.4	30,076,911	-
Skills For Market	18.2.5	21,535,048	-
Voices Of Minorities In Motherland	18.2.6	966,561	-
		<u>52,578,520</u>	<u>5,783,424</u>
18.2.1- EDUCATION, HEALTH AND NUTRITION			
Training of teachers		-	218,318
			<u>218,318</u>
18.2.2- DISASTER AWARENESS AND MITIGATION SUPPORT (DAMS)			
Orientation workshops		-	162,144
Trainer honorarium		-	26,000
Monthly progress review meetings		-	63,380
Riskland games		-	59,400
Entertainment of participants		-	305,945
Travelling and day allowances of participants		-	215,950
Printing and stationery		-	75,504
Transportations		-	60,000
Logistics and arrangements		-	83,520
Prize distribution		-	10,000
			<u>1,061,843</u>
18.2.3- ILM KA VOTE			
Monitoring and evaluations		-	716,758
Research on the state of education		-	468,700
Formation of ILM committees		-	102,736
Voter education forums		-	563,690
Formation and strengthen of cons		-	210,500
Capacity building workshops		-	120,000
Constituency level forums		-	225,465
Development of IEC material		-	405,650
Network meeting with elected		-	170,425
ILM conference		-	1,012,456
Taleemi mela		-	190,598
Round table meeting		-	37,210
Press conference		-	174,675
Documentary		-	104,400
			<u>4,503,263</u>
18.2.4- PM'S INTEREST FREE LOAN			
PM's Loan		30,000,000	-
IEC material		76,911	-
		<u>30,076,911</u>	<u>-</u>

	Note	2015 Rupees	2014 Rupees
18.2.5- SKILLS FOR MARKET			
Training equipments		809,485	-
Trainer fee		8,156,837	-
Raw material for training		1,525,773	-
TOT		1,270,152	-
Training center cost		544,108	-
Managemaent cost		240,000	-
Stipend to beneficiaries		8,910,700	-
Staff meetings		77,993	-
		<u>21,535,048</u>	-
18.2.6- VOICES OF MINORITIES IN MOTHERLAND			
Domestic flight for management meetings		10,000	-
Project orientation workshop for staff		69,051	-
Monthly planning & review meetings		14,000	-
Training on advocacy & lobbying		193,760	-
Development of IEC material		47,250	-
Data collection		450,000	-
Data entry & analysis		38,000	-
Travelling expenses for research		144,500	-
		<u>966,561</u>	-
19- DISASTER/EMERGENCY RESPONSE			
Enterprise development	19.1	-	18,295,277
Seminars, trainings, sessions and meetings	19.2	<u>2,422,320</u>	<u>2,362,980</u>
		<u>2,422,320</u>	<u>20,658,257</u>
19.1- ENTERPRISE DEVELOPMENT			
Flood Relief and Early Recovery	19.1.1	-	18,295,277
		-	<u>18,295,277</u>
19.1.1- FLOOD RELIEF AND EARLY RECOVERY			
Basic hygiene items		-	1,383,000
Dry food items		-	4,807,500
Medical camps		-	176,957
Early Recovery Package		-	11,595,000
Aminal vaccination		-	84,600
Transportation and distribution cost		-	248,220
		-	<u>18,295,277</u>
19.2- SEMINARS, TRAININGS, SESSIONS AND MEETINGS			
Disaster Risk Reduction for Vulnerable Communities, Women, Children	19.2.1	<u>2,422,320</u>	<u>2,362,980</u>
		<u>2,422,320</u>	<u>2,362,980</u>
19.2.1- DISASTER RISK REDUCTION FOR VULNERABLE COMMUNITIES, WOMEN, CHILDREN			
Awareness sessions on DRR to community, schools and teachers		-	312,389
Consultant charges for DRR		-	225,000
Disaster mitigation plannings		2,905	37,150
WES trainings		-	14,790
DRR kits		-	540,000
First aid kits for schools		-	180,000
Disaster reduction funds (infrastructure support)		2,266,572	806,631
Tree plantation for schools		30,400	29,590
Inauguration ceremony celebrations		25,840	7,930
IEC materials		18,500	26,500
Districts meeting and consultations		17,103	37,549
Advocacy meetings with district officials		-	87,213
Signboards		60,000	-
Local review meetings		1,000	58,238
		<u>2,422,320</u>	<u>2,362,980</u>

	Note	2015 Rupees	2014 Rupees
20- PERSONNEL COST			
Livelihood Enhancement and Protection Unit (LEP-IMV)	20.1	337,709	536,204
Livelihood Enhancement and Protection Component (LEP-RESEARCH)	20.2	3,540,346	3,685,350
Livelihood Enhancement and Protection Component (LEP-CORE)	20.3	-	50,300
Disaster Awareness and Mitigation Support (DAMS)	20.4	-	1,031,763
Disaster Risk Reduction for Vulnerable Communities, Women, Children	20.5	951,642	2,621,178
Ilm Ka Vote	20.6	-	2,581,891
Initiative on Restoration of Livelihood for Vulnerable Women (ROZGAR)	20.7	-	39,000
Institutional Development	20.8	238,133	-
Livelihood Employment & Enterprise Development (LEED- 62)	20.9	202,133	-
Livelihood Enhancement and Protection Component (LEP-58)	20.10	301,950	-
PM's interest free loan	20.11	1,186,265	-
Skills For Market	20.12	2,059,645	-
Voices Of Minorities In Motherland	20.13	2,368,201	-
Access to Justice For Vulnerable Population in pakistan	20.14	1,163,483	-
Establishmnt Of Four Peace Academies For Youth	20.15	342,549	-
		<u>12,692,056</u>	<u>10,545,686</u>
20.1- LIVELIHOOD ENHANCEMENT AND PROTECTION UNIT (LEP-IMV)			
Staff salaries		<u>337,709</u>	<u>536,204</u>
20.2- LIVELIHOOD ENHANCEMENT AND PROTECTION COMPONENT (LEP-RESEARCH)			
Staff salaries		<u>3,540,346</u>	<u>3,685,350</u>
20.3- LIVELIHOOD ENHANCEMENT AND PROTECTION COMPONENT (LEP-CORE)			
Staff salaries		<u>-</u>	<u>50,300</u>
20.4- DISASTER AWARENESS AND MITIGATION SUPPORT (DAMS)			
Project coordinator		-	399,750
Finance officer		-	61,000
Social mobilizer		-	571,013
		<u>-</u>	<u>1,031,763</u>
20.5- DISASTER RISK REDUCTION FOR VULNERABLE COMMUNITIES, WOMEN, CHILDREN			
Programme manager		112,500	309,060
Project and training officer		112,000	437,768
Sub-Engineers		140,750	240,000
Accounts officer		90,000	110,000
Office assistance		81,958	106,000
Social mobilizer		297,050	997,400
Social benefits - OPD, health and life cover		117,384	420,950
		<u>951,642</u>	<u>2,621,178</u>
20.6- ILM KA VOTE			
Project manager		-	400,000
Project coordinator		-	345,157
Finance officer		-	280,000
Admin & Finance assistant		-	160,000
Team leaders		-	552,200
Advocacy officers		-	844,534
		<u>-</u>	<u>2,581,891</u>
20.7- INITIATIVE ON RESTORATION OF LIVELIHOOD FOR VULNERABLE WOMEN (ROZGAR)			
Project coordinator		-	17,500
Livelihood officers		-	21,500
		<u>-</u>	<u>39,000</u>
20.8- INSTITUTIONAL DEVELOPMENT			
Finance officer		26,080	-
Field officer		126,000	-
Project coordinator		86,053	-
		<u>238,133</u>	<u>-</u>

	Note	2015 Rupees	2014 Rupees
20.9- LIVELIHOOD EMPLOYMENT & ENTERPRISE DEVELOPMENT (LEED- 62)			
Finance officer		50,000	-
Project coordinator		70,000	-
Livelihood officer		82,133	-
		<u>202,133</u>	-
20.10- LIVELIHOOD ENHANCEMENT AND PROTECTION COMPONENT (LEP-58)			
Livelihood officer		301,950	-
20.11- PM'S INTEREST FREE LOAN			
Project coordinator		220,000	-
Loan and credit officer		557,778	-
Business developmnt & MIS officer		408,487	-
		<u>1,186,265</u>	-
20.12- SKILLS FOR MARKET			
Project coordinator		401,242	-
MER officer		171,100	-
Office boy		114,733	-
Social mobilizer		847,998	-
Admin assistant		184,352	-
Finance officer		340,220	-
		<u>2,059,645</u>	-
20.13- VOICES OF MINORITIES IN MOTHERLAND			
Project director		300,000	-
Project manager		275,000	-
Project officer		205,233	-
Finance officer		200,000	-
Admin & Finance assistant		133,815	-
Lead researcher		450,000	-
M & E officer		200,000	-
Advocacy / field officers		604,153	-
		<u>2,368,201</u>	-
20.14- ACCESS TO JUSTICE FOR VULNERABLE POPULATION IN PAKISTAN			
Senior management time		120,000	-
Center Coordinator		321,583	-
Operators/counselors		523,900	-
Admin / Finance/ Front desk		198,000	-
		<u>1,163,483</u>	-
20.15- ESTABLISHMNT OF FOUR PEACE ACADEMIES FOR YOUTH			
Finance officer		99,985	-
MER officer		31,000	-
Project coordinator		127,564	-
Program officer		84,000	-
		<u>342,549</u>	-
21- OPERATIONAL COST			
Flood Relief and Early Recovery	21.1	-	2,000,000
Education, Health and Nutrition	21.2	-	9,920
Livelihood Enhancement and Protection Unit (LEP-IMV)	21.3	72,170	47,217
Livelihood Enhancement and Protection Component (LEP-RESEARCH)	21.4	1,607,273	3,516,524
Livelihood Enhancement and Protection Component (LEP-CORE)	21.5	-	81,897
Disaster Awareness and Mitigation Support (DAMS)	21.6	-	1,855,011
Disaster Risk Reduction for Vulnerable Communities, Women, Children	21.7	656,789	1,816,279
Ilm Ka Vote	21.8	-	1,303,758
Initiative on Restoration of Livelihood for Vulnerable Women (ROZGAR)	21.9	-	135,758
Reserve fund	21.10	7,981,292	12,586,073
Institutional Development	21.11	52,145	-
Livelihood Employment & Enterprise Development (LEED- 62)	21.12	71,832	-
Livelihood Enhancement and Protection Component (LEP-58)	21.13	165,316	-
PM's interest free loan	21.14	1,750,692	-
Skills For Market	21.15	6,401,867	-
Voices Of Minorities In Motherland	21.16	1,441,659	-
Access to Justice For Vulnerable Population in pakistan	21.17	322,199	-
Establishmmt Of Four Peace Academies For Youth	21.18	75,278	-
		<u>20,598,512</u>	<u>23,352,437</u>

	Note	2015 Rupees	2014 Rupees
21.1- FLOOD RELIEF AND EARLY RECOVERY			
Office running and maintenance		-	2,000,000
		-	-
21.2- EDUCATION, HEALTH AND NUTRITION			
Vehicle rent and fuel		-	9,920
21.3- LIVELIHOOD ENHANCEMENT AND PROTECTION UNIT (LEP-IMV)			
Vehicle rent and fuel		-	37,330
Utilities		4,960	7,477
POL		65,588	-
Printing and stationery		1,622	2,410
		72,170	47,217
21.4- LIVELIHOOD ENHANCEMENT AND PROTECTION COMPONENT (LEP-RESEARCH)			
Vehicle rent and fuel		927,355	3,023,809
Office rent		380,000	58,600
Utilities		92,394	388,575
Printing and stationery		207,524	45,540
		1,607,273	3,516,524
21.5- LIVELIHOOD ENHANCEMENT AND PROTECTION COMPONENT (LEP-CORE)			
Vehicle rent and fuel		-	12,290
Office rent		-	32,550
Utilities		-	37,057
		-	81,897
21.6- DISASTER AWARENESS AND MITIGATION SUPPORT (DAMS)			
Vehicle rent and fuel		-	1,360,165
Office running and maintenance		-	42,369
Admin staff salaries		-	38,650
Office rent		-	65,000
Communications		-	20,000
Utilities		-	63,310
Printing and stationery		-	1,600
Indirect programme		-	263,917
		-	1,855,011
21.7- DISASTER RISK REDUCTION FOR VULNERABLE COMMUNITIES, WOMEN, CHILDREN			
Vehicle rent and fuel		416,200	1,491,569
Office running and maintenance		25,139	47,351
Office rent		75,020	155,155
Communications		15,550	40,990
Utilities		51,464	50,953
Printing and stationery		73,416	30,261
		656,789	1,816,279
21.8- ILM KA VOTE			
Office running and maintenance		-	31,395
Vehicle rent and fuel		-	699,132
Office rent		-	116,000
Communications		-	96,370
Utilities		-	87,300
Printing and stationery		-	46,401
Operating fixed assets transferred to reserve fund		-	227,000
		-	1,303,758
21.9- INITIATIVE ON RESTORATION OF LIVELIHOOD FOR VULNERABLE WOMEN (ROZGAR)			
Office running and maintenance		-	23,546
Vehicle rent and fuel		-	112,212
		-	135,758


	Note	2015 Rupees	2014 Rupees
21.10- RESERVE FUND			
Salaries and wages		4,107,073	6,626,654
POL		620,373	-
International day celebrations		-	947,410
Vehicle rent and fuel		106,376	859,866
FIS		42,000	-
DWS		-	571,280
Tunnel farming		-	452,748
Meetings		-	396,125
Beneficiary training		-	321,591
Medical equipments		-	207,000
Girls education activity		90,476	-
Exposure visits		82,872	205,173
Fee and subscription		18,000	186,525
Insurance expense		171,300	186,180
Repair and maintenance		89,904	178,226
Staff training		345,802	170,000
Vehicle maintenance		160,855	113,038
Loss on sale of land		600,000	-
Building repair and maintenance		-	60,771
Travelling allowances		-	52,616
Cameras		-	26,500
Furniture		-	19,600
Office Equipment		-	1,065
Entertainment		9,378	18,450
Advertisement expense		-	22,800
Communications		-	5,900
Legal and professional		-	200,000
Auditor's remuneration		250,000	250,000
Insurance		60,921	79,767
Printing and stationery		61,533	31,005
Office running and maintenance		-	2,140
Office supplies		123,110	-
Office rent		4,500	18,000
Utilities		141,588	23,158
Rent rate and taxes		-	8,140
Depreciation		895,231	264,345
		<u>7,981,292</u>	<u>12,506,073</u>
21.11- INSTITUTIONAL DEVELOPMENT			
Vehicle rent and fuel		45,638	-
Office supplies		752	-
Printing and stationery		5,755	-
		<u>52,145</u>	<u>-</u>
21.12- LIVELIHOOD EMPLOYEMENT & ENTERPRISE DEVELOPMENT (LEED- 62)			
Vehicle rent and fuel		64,639	-
Printing and stationery		7,193	-
		<u>71,832</u>	<u>-</u>
21.13- LIVELIHOOD ENHANCEMENT AND PROTECTION COMPONENT (LEP-58)			
Office supplies		36,316	-
Vehicle & POL		129,000	-
		<u>165,316</u>	<u>-</u>
21.14- PM'S INTEREST FREE LOAN			
Vehicle rent and fuel		753,185	-
Utilities		71,522	-
Office rent		193,000	-
Amount of loan loss reserve (2% of loan amount)		600,000	-
Office supplies		19,492	-
Printing and stationery		113,493	-
		<u>1,750,692</u>	<u>-</u>
21.15- SKILLS FOR MARKET			
Utilities		233,418	-
Office rent		169,074	-
Staff travel /Vehicle rent		4,624,923	-
Printing and stationery		1,272,855	-
Misc.expenses		101,597	-
		<u>6,401,867</u>	<u>-</u>


	Note	2015 Rupees	2014 Rupees
21.16- VOICES OF MINORITIES IN MOTHERLAND			
Vehicle rent and fuel		1,198,420	-
Office rent		119,000	-
Communications		60,374	-
Office supplies		9,565	-
Printing and stationery		54,300	-
		<u>1,441,659</u>	-
21.17- ACCESS TO JUSTICE FOR VULNERABLE POPULATION IN PAKISTAN			
Transportation Cost		28,000	-
Office rent		81,000	-
Communications		39,431	-
NGO's overhead		60,451	-
Depreciation		87,822	-
Printing and stationery		25,495	-
		<u>322,199</u>	-
21.18- ESTABLISHMENT OF FOUR PEACE ACADEMIES FOR YOUTH			
Utilities		20,434	-
Communications		2,941	-
Printing and stationery		51,903	-
		<u>75,278</u>	-
22- OTHER INCOME			
Education, Health and Nutrition	22.1	-	11,275
Human institutional Development	22.2	10,973	21,244
Livelihood Enhancement and Protection Component (LEP-RESEARCH)	22.3	343,695	84,359
Livelihood Enhancement and Protection Component (LEP-CORE)	22.4	-	203,980
Disaster Awareness and Mitigation Support (DAMS)	22.5	-	14,343
Disaster Risk Reduction for Vulnerable Communities, Women, Children	22.6	-	10,000
Ilm Ka Vote	22.7	-	62,919
Initiative on Restoration of Livelihood for Vulnerable Women (ROZGAR)	22.8	-	14,038
Reserve fund	22.9	30,892	14,826
Institutional Development	22.10	23,876	-
Livelihood Employment & Enterprise Development (LEED- 62)	22.11	48,591	-
PM's interest free loan	22.12	70,438	-
Livelihood Enhancement and Protection Unit (LEP-IMV)	22.13	1,500	-
Skills For Market	22.14	888,753	-
Voices Of Minorities In Motherland	22.15	35,998	-
Access to Justice For Vulnerable Population in pakistan	22.16	35,053	-
		<u>1,489,769</u>	<u>516,984</u>
22.1- EDUCATION, HEALTH AND NUTRITION			
Profit from bank		-	11,275
22.2- HUMAN INSTITUTIONAL DEVELOPMENT			
Profit from bank		10,973	21,244
22.3- LIVELIHOOD ENHANCEMENT AND PROTECTION COMPONENT (LEP-RESEARCH)			
Profit from bank		4,980	52,059
Deductions from HR Department		-	32,300
Others		338,715	-
		<u>343,695</u>	<u>84,359</u>
22.4- LIVELIHOOD ENHANCEMENT AND PROTECTION COMPONENT (LEP-CORE)			
Profit from bank		-	203,980
22.5- DISASTER AWARENESS AND MITIGATION SUPPORT (DAMS)			
Profit from bank		-	14,343
22.6- DISASTER RISK REDUCTION FOR VULNERABLE COMMUNITIES, WOMEN, CHILDREN			
Deductions from HR Department		-	10,000
22.7- ILM KA VOTE			
Profit from bank		-	62,919
Deductions from HR Department		-	-
		-	<u>62,919</u>

	Note	2015 Rupees	2014 Rupees
22.8- INITIATIVE ON RESTORATION OF LIVELIHOOD FOR VULNERABLE WOMEN (ROZGAR)			
Profit from bank		-	14,038
Deductions from HR Department		-	-
		-	14,038
22.9- RESERVE FUND			
Profit from bank		30,892	14,826
		30,892	14,826
22.10- INSTITUTIONAL DEVELOPMENT			
Profit from bank		23,876	-
22.11- LIVELIHOOD EMPLOYMENT & ENTERPRISE DEVELOPMENT (LEED- 62)			
Profit from bank		40,591	-
22.12- PM'S INTEREST FREE LOAN			
Profit from bank		70,438	-
22.13- LIVELIHOOD ENHANCEMENT AND PROTECTION UNIT (LEP-IMV)			
Contribution from FDO		1,500	-
22.14- SKILLS FOR MARKET			
FDO contribution		266,981	-
HR Deductions		621,772	-
		888,753	-
22.15- VOICES OF MINORITIES IN MOTHERLAND			
Profit from bank		35,998	-
22.16- ACCESS TO JUSTICE FOR VULNERABLE POPULATION IN PAKISTAN			
HR Deductions		7,100	-
Contribution from FDO		110	-
Profit from bank		27,843	-
		35,053	-
23- FINANCIAL CHARGES			
Education, Health and Nutrition	23.1	-	2,192
Livelihood Enhancement and Protection Unit (LEP-IMV)	23.2	560	940
Human institutional Development	23.3	4,469	2,475
Livelihood Enhancement and Protection Component (LEP-RESEARCH)	23.4	2,850	13,609
Livelihood Enhancement and Protection Component (LEP-CORE)	23.5	-	206,414
Disaster Awareness and Mitigation Support (DAMS)	23.6	-	4,094
Disaster Risk Reduction for Vulnerable Communities, Women, Children	23.7	2,218	1,920
Ilm Ka Vote	23.8	-	13,499
Initiative on Restoration of Livelihood for Vulnerable Women (ROZGAR)	23.9	-	407
Reserve fund	23.10	29,537	14,078
Institutional Development	22.11	3,261	-
Livelihood Employment & Enterprise Development (LEED- 62)	23.12	5,682	-
Livelihood Enhancement and Protection Component (LEP-58)	23.13	1,943	-
PM's interest free loan	23.14	124,745	-
Skills For Market	23.15	50,028	-
Prevention of Early Marriage	23.16	1,789	-
Voices Of Minorities In Motherland	23.17	4,298	-
Access to Justice For Vulnerable Population in pakistan	23.18	4,067	-
Establishmnt Of Four Peace Academies For Youth	23.19	1,962	-
		245,409	259,628
23.1- EDUCATION, HEALTH AND NUTRITION			
Bank charges and commissions		-	2,192
23.2- LIVELIHOOD ENHANCEMENT AND PROTECTION UNIT (LEP-IMV)			
Bank charges and commissions		560	940
23.3- HUMAN INSTITUTIONAL DEVELOPMENT			
Bank charges and commissions		4,469	2,475
23.4- LIVELIHOOD ENHANCEMENT AND PROTECTION COMPONENT (LEP-RESEARCH)			
Bank charges and commissions		2,850	13,609
23.5- LIVELIHOOD ENHANCEMENT AND PROTECTION COMPONENT (LEP-CORE)			
Bank charges and commissions		-	206,414

	Note	2015 Rupees	2014 Rupees
23.6- DISASTER AWARENESS AND MITIGATION SUPPORT (DAMS) Bank charges and commissions		-	4,094
23.7- DISASTER RISK REDUCTION FOR VULNERABLE COMMUNITIES, WOMEN, CHILDREN Bank charges and commissions		2,218	1,920
23.8- ILM KA VOTE Bank charges and commissions		-	13,499
23.9- INITIATIVE ON RESTORATION OF LIVELIHOOD FOR VULNERABLE WOMEN (ROZGAR) Bank charges and commissions		-	407
23.10- RESERVE FUND Bank charges and commissions		29,537	14,078
23.11- INSTITUTIONAL DEVELOPMENT Bank charges and commissions		3,261	-
23.12- LIVELIHOOD EMPLOYEMENT & ENTERPRISE DEVELOPMENT (LEED- 62) Bank charges and commissions		5,682	-
23.13- LIVELIHOOD ENHANCEMENT AND PROTECTION COMPONENT (LEP-58) Bank charges and commissions		1,943	-
23.14- PM'S INTEREST FREE LOAN Bank charges and commissions		124,745	-
23.15- SKILLS FOR MARKET Bank charges and commissions		58,028	-
23.16- PREVENTION OF EARLY MARRIAGE Bank charges and commissions		1,789	-
23.17- VOICES OF MINORITIES IN MOTHERLAND Bank charges and commissions		4,298	-
23.18- ACCESS TO JUSTICE FOR VULNERABLE POPULATION IN PAKISTAN Bank charges and commissions		4,067	-
23.19- ESTABLISHMNT OF FOUR PEACE ACADEMIES FOR YOUTH Bank charges and commissions		1,962	-
24- TAXATION Voices Of Minorities In Motherland		815,832	-
25- GENERAL Figures have been rounded-off to the nearest Rupee except stated otherwise.			


FINANCE MANAGER


EXECUTIVE DIRECTOR


CHAIRMAN

